



PRIDE[®]
M O B I L I T Y
L I V E Y O U R B E S T[®]

GO-GO[®] TRAVEL MOBILITY

3
Go-Go® Endurance Li

4
Revo® 2.0

5
Go-Go® LX with CTS

6
Go-Go® Sport

7
Go-Go® Folding Scooter

8
Go-Go® Ultra X

9
Go-Go® iCRUISE™

10
Accessories

11
Specifications





The Lithium Difference...

**LONGER
LIFE**

- Faster charging time
- Sustained power performance
- Lighter weight
- More useable energy
- Longer life
- Smart battery protection



Up To

13.2*

Miles Per Charge (16 AH MAXX battery);
6.6 Miles Per Charge (8 AH battery)*

Up To

4.2mph

Maximum Speed

325lbs.

Weight Capacity

* Ranges shown are with a user weight
of 200 lbs. or less.

**GO-GO®
ENDURANCE Li**

With the Go-Go® Endurance Li, traveling has never been easier! This 4-wheel scooter has everything you need for a safe and convenient trip. With the standard 8AH airline-compliant lithium battery pack, the Go-Go Endurance is perfect for air travel. Feather-touch disassembly provides the portability you need.

Transport of this item on commercial aircraft is subject to federal regulations and airline policy. Please consult your airline prior to your flight to ensure your Go-Go® Endurance Li and its lithium battery are permitted.

Garnet Red (matte)

Euro Grey



Go-Go® Endurance Li **3**

REVO® 2.0

Robustly rugged meets brilliant convenience. With the **Revo® 2.0**, there is nothing you can't handle! This tough and dependable scooter has powerful suspension for a smooth ride, yet easily disassembles for full portability.



Up To
17.8
Miles Per Charge at 200 lbs.

52"
Turning Radius

Up To
5mph
Maximum Speed

400lbs.
Weight Capacity

Grey Street

True Blue



Up To
10.5
Miles Per Charge

44.75"
Turning Radius

Up To
4.4mph
Maximum Speed

300lbs.
Weight Capacity



GOGO[®]
LX WITH CTS SUSPENSION

There's smooth, and then there's the Go-Go[®] LX with CTS! This scooter has revolutionary suspension for the smoothest, most comfortable ride. From the park to your backyard, this feature-rich scooter offers best-in-class ride quality.



Red

Blue

Interchangeable Shrouds

Orion Yellow

Onyx Black

Pearl Pink

Sunburst Orange

Optional

Go-Go[®] LX with CTS **5**

GOGO[®] SPORT

It's time to make your mark on this world! The Go-Go[®] Sport offers simple disassembly and an ergonomic delta tiller, perfect for one-handed operation. Enjoy the versatility of this sporty scooter, as well as bright LED lighting.



Up To
12
Miles Per Charge

50.5"
Turning Radius

Up To
4.7mph
Maximum Speed

325lbs.
Weight Capacity

Also available in 3-wheel. Please see page 11 for details.

Red

Blue

Interchangeable Shrouds

 Go-Go[®] Sport



Up To
13
Miles Per Charge

32"
Turning Radius

Up To
4mph
Maximum Speed

250lbs.
Weight Capacity



*Arms are an
optional add-on.*

GO-GO® FOLDING SCOOTER

With the Go-Go® Folding Scooter, the world is at your fingertips! With a unique folding design, this scooter folds in just three simple steps and fits easily in a closet, corner or vehicle trunk! Enjoy full lighting and speeds up to 4 mph.



White

GO-GO[®] ULTRA X

The Go-Go[®] Ultra X is loaded with features such as one-hand disassembly and a convenient drop-in battery box for worry-free travel. With a 300 lb. weight capacity and impressive speed and range, the Go-Go Ultra X is an exceptional value.



Up To
8.9
Miles Per Charge (at 200 lbs.)

52.25"
Turning Radius
(3-wheel scooter: 36.5")

Up To
4.1mph
Maximum Speed
(3-wheel scooter: 4.3 mph)

300lbs.
Weight Capacity

Black



Shown with optional
mesh back seat



Up To
12.7
Miles Per Charge at 200 lbs.

33.5"
Turning Radius

Up To
3.7 mph
Maximum Speed

250 lbs.
Weight Capacity



GO-GO®
iCRUISE

Journey far and wide with the **iCRUISE**! This ultra-lightweight scooter is super portable and perfect for traveling. Equipped with both a manual hand brake and supplemental foot brake, the iCRUISE delivers a safe and comfortable ride!



Raspberry


Mango

Arctic Ice

Lime

Blackberry

ACCESSORIES



1. Cane Clip Attachment | 2. Cup Holder | 3. Under Seat Storage | 4. Single OR Double Cane Holder | 5. XLR USB Charger
6. Rear Basket | 7. Oxygen Holder | 8. Ram® X-Grip Cell Phone Holder | 9. Wishbone Crutch Holder | 10. Lap Belt | 11. Saddlebag
12. Walker Holder | 13. Rearview Mirror | 14. Safety Flag | 15. Weather Cover







MODEL NAME / NUMBER	GO-GO® ENDURANCE S54LXLIT	REVO® 2.0 S67	GO-GO® LX WITH CTS SC54LX	GO-GO® SPORT S73 (3W), S74 (4W)	GO-GO® FOLDING S19WH1001 (SLA) S19WH1002 (Lithium Ion)	GO-GO® ULTRA X S39 (3W), S49 (4W)	iCRUISE™ S25
WEIGHT CAPACITY	325 lbs.	400 lbs.	300 lbs.	325 lbs.	250 lbs.	300 lbs.	250 lbs.
MAXIMUM SPEED ³	Up to 4.2 mph	Up to 5 mph	Up to 4.4 mph	Up to 4.7 mph	Up to 4 mph	3W: Up to 4.3 mph 4W: Up to 4.1 mph	Up to 3.7 mph
GROUND CLEARANCE ^{3, 4}	1.5" at motor	1.25" at motor	1.5" at motor	1.5" at motor	2.3"	1.25" at motor	1.3" at motor
TURNING RADIUS ^{3, 4}	48.25"	52"	44.75"	3W: 36" 4W: 50.5"	32"	3W: 36.5" 4W: 52.25"	33.5"
OVERALL LENGTH / WIDTH ^{2, 4}	42" / 20.5"	47" / 20.75"	41" / 20.5"	3W: 42" 4W: 43" / 21.25"	37" / 19"	40.25 / 19.25"	38" / 19.25"
SEAT-TO-GROUND HEIGHT ⁴	21.25" - 22.75"	22" - 23.5"	20.75" - 22.25"	20.5" - 22"	20.5"	21.5" - 23"	18" – 20"
SEAT-TO-DECK HEIGHT ⁴	16.25" - 17.75"	16.5"-18"	16.25" - 17.25"	16.25" - 17.75"	13"	16.5" - 18"	8.75" – 10.75"
FRONT WHEELS (TIRES) ⁴	2" x 8" solid	3" x 9" solid	2" x 7" solid	3W: 3" x 8" solid 4W: 3" x 9" solid	1.5" x 7" solid	2" x 8" solid	6.5" solid
REAR WHEELS (TIRES) ⁴	2.5" x 8" solid	3" x 9" solid	2.5" x 8" solid	3" x 9" solid	2" x 8" solid	2.5" x 8" solid	6.75" solid
SUSPENSION	Front and rear (CTS)	Front and rear (CTS)	Front and rear (CTS)	N/A	N/A	N/A	N/A
RANGE PER CHARGE ³	8 Ah: Up to 5 miles at 325 lbs. 8 Ah: Up to 6.6 miles at 200 lbs. 16 Ah: Up to 9.9 miles at 325 lbs. 16 Ah: Up to 13.2 miles at 200 lbs.	4-wheel solid tires: Up to 14.8 miles at 400 lbs. Up to 17.8 miles at 200 lbs. 4-wheel pneumatic tires: Up to 12.1 miles at 400 lbs. Up to 16.2 miles at 200 lbs.	Up to 10.5 miles	3W: Up to 12.75 miles (18 Ah) 4W: Up to 12 miles (18 Ah)	Up to 13 miles (lithium ion) Up to 9.3 miles (sealed lead acid)	3W: Up to 8 miles (200 lbs.) 3W: Up to 6.2 miles (300 lbs.) 4W: Up to 8.9 miles (200 lbs.) 4W: Up to 6.6 miles (300 lbs.)	Up to 10.3 miles (250 lbs.) Up to 12.7 miles (200 lbs.)
HEAVIEST PIECE ^{3, 4}	40.75 lbs. (front section)	57 lbs. (front section)	39 lbs. (front section)	3W: 35 lbs.(front section) 4W: 44 lbs. (front section)	51 lbs. (unit does not disassemble, unit weight without battery pack)	3W: 29.5 lbs. (front section) 4W: 34.5 lbs. (front section)	32 lbs. (Base only)
STANDARD SEATING ⁴	Type: Compact, foldable Weight: 23 lbs. Dimensions: 17"(W) x 17" (D)	Type: Compact, foldable Material: Black vinyl Dimensions: Width: 20", Depth: 18"	Type: Compact, foldable Weight: 23 lbs. Material: Black vinyl Dimensions: Width: 17", Depth: 17"	Type: Compact, foldable Weight: 23 lbs. Material: Black vinyl Dimensions: Width: 17", Depth: 17"	Type: Compact, foldable Material: Gray vinyl Dimensions: 16"(W) x 13" (D)	Type: Compact, foldable Weight: 23 lbs. Material: Black vinyl Width: 17", Depth: 17"	Type: Compact, removable Weight: 10 lbs. Material: Molded plastic Dimensions: 14.75" (W) x 13.5" (D)
DRIVE SYSTEM	24-volt DC motor, sealed transaxle	24-volt DC motor, rear-wheel drive, sealed transaxle	24-volt DC motor, sealed transaxle	24-volt DC motor, sealed transaxle	4-Pole 270w	24-volt DC motor, sealed transaxle	36 volt brushless hub motor
BRAKING SYSTEM	Regenerative and electromechanical	Regenerative and electromechanical	Regenerative and electromechanical	Regenerative and electromechanical	Regenerative and electromechanical	Regenerative and electromechanical	Manual, dual disc
BATTERIES ⁵	8 AH lithium pack or 16 AH lithium pack	(2) U-1	(2) 18 AH	(2) 18 AH	(2) 12 AH (standard, sealed lead acid) or (1) 11.5 AH (optional, lithium ion)	(2) 12 AH	(1) 36 volt, 5.2 AH lithium ion
BATTERY WEIGHT ^{1, 5}	8 lbs. (8 Ah battery pack) 12 lbs. (16 Ah battery pack)	25 lbs. each (battery pack)	30 lbs. (18 Ah battery pack)	29.5 lbs. (18 Ah battery pack)	9 lbs. each (12 Ah), 5 lbs. (11.5 Ah)	20 lbs. (12 Ah battery pack)	4.5 lbs.
BATTERY CHARGER	Off-board, 3.5 amp lithium	Off-board, 3.5-amp	Off-board, 2 amp (12 AH)	Off-board, 2 amp	Off-board, 2-amp (sealed lead acid) or Off-board, 2.5-amp (lithium ion)	Off-board, 2 amp	36 volt lithium, off-board
WARRANTY	Frame: lifetime limited Drivetrain: 2-year limited Electronics: 2-year limited Batteries: 2-year limited	Frame: lifetime limited Drivetrain: 2-year limited Electronics: 2-year limited Batteries: 13-months	Frame: lifetime limited Drivetrain: 2-year limited Electronics: 2-year limited Batteries: 13-months	Frame: lifetime limited Drivetrain: 2-year limited Electronics: 2-year limited Batteries: 13-months	Frame: 2-year limited Controllers: 18-month limited Electronics: 1-year limited Batteries: 6-months	Frame: lifetime limited Drivetrain: 2-year limited Electronics: 2-year limited Batteries: 13-months	Frame: 2-year limited Drivetrain: 1-year limited Electronics: 1-year limited Battery: 6-months

PRIDE[®]

MOBILITY

LIVE YOUR BEST[®]

Beamsville, Ontario | 888-570-1113 | pridemobility.ca |    



Note: Transport of the iCRUISE™ item on commercial aircraft is subject to federal regulations and airline policy. Please consult your airline prior to your flight to ensure your iCRUISE™ and its lithium-ion battery are permitted.

1. Battery weight may vary based on manufacturer.
2. Width of base (not including seat).
3. Varies with user weight, terrain type, battery amp- hour (AH), battery charge, battery condition and tire condition. This specification can be subject to a variance of (+ or -) 10%.
4. Due to manufacturing tolerances and continual product improvement, this specification can be subject to variance of + or - 3%.
5. Deep cycle (AGM or gel cell type recommended).
6. Tested in accordance with ANSI/RESNA, WC Vol 2, Section 4 and ISO 7176-4 standards. Results derived from theoretical calculations based on battery specifications and drive system performance. Test conducted at maximum weight capacity.

NOTE: All specifications subject to change without notice.

The information contained herein is correct at the time of publication; we reserve the right to alter specifications without prior notice. Speed and range vary with user weight, terrain type, battery charge, battery condition and tire pressure. Due to manufacturing tolerances and continual product improvement, length, width, turning radius and ground clearance can be subject to variance of + or - 3 %. Dimensions listed are for scooter only. Overall measurements will vary based on seating and accessory selections.

**Not all accessories are available for all products. Please speak with your Provider for details and availability.