

QUANTUM® 4FRONT²

4FRONT²

shown with TRU-Balance[®] 3 seating system, Q-Logic 3 EX joystick on a TRU-Balance[®] 3 swing-away mount, TRU-Comfort 2 seat cushion, TRU-Comfort 4 back rest and Stealth Comfort Plus UniLink™ headrest



**PROUDLY
BUILT IN
CANADA**
WITH IMPORTED PARTS



The 4Front[®] 2 is the next generation of the 4Front[®] Power Chair! New Smart Traction Control (STC), along with Smooth Ride Suspension (SRS), provide stability for smooth obstacle transitions and unmatched driving performance. Additional new features include 4-pole motors and redesigned caster arms for improved durability and aesthetics and reduced weight.

SMART TRACTION CONTROL


Q
QUANTUM[®]
#1 FOR REHAB POWER

 | quantumrehab.ca

Specifications

DRIVE WHEELS	Standard: 14" flat free Optional: 14" pneumatic 14" pneumatic knobby 14" flat free knobby
CASTER WHEELS	Rear: 9" flat free
MAXIMUM SPEED ¹	Up to 6.25 mph (10 km/h) Up to 3.5 mph (5.6 km/h) elevated
GROUND CLEARANCE	3.15" at battery tray
TURNING RADIUS ²	25.9"
OVERALL LENGTH ²	39.9" without front riggings
BASE WIDTH	24"
SEATING SIZES	
TRU-Balance® 3 Static Seat	Width: 12-22" Depth: 12-22"
TRU-Balance® 3 Power Tilt	Width: 12-22" Depth: 12-22"
TRU-Balance® 3 Power Lift & Tilt	Width: 12-22" Depth: 12-22"
SEAT-TO-FLOOR HEIGHTS ⁹	
TRU-Balance® 3 Static Seat ⁵	15.2-17.25"
TRU-Balance® 3 Power Tilt ⁵	17.5-19.5"
TRU-Balance® 3 Tilt & iLevel ⁵	17.75-19.75"
BATTERY SIZE ³	Group 24 or Group 34
BATTERY WEIGHT ⁶	Group 24: 51.5 lb Group 34: 44.8 lb
AVAILABLE ELECTRONICS ⁷	120A Q-Logic 3e (standard) 120A Q-Logic 3 EX (optional)
BATTERY CHARGER	8A Off-board
MOTOR PACKAGES	4-pole, front-wheel drive
WEIGHT CAPACITY ⁴	300 lb
BASE WEIGHT	130 lb

- 1) Speed varies with user weight, terrain type, battery charge, battery condition and tire pressure.
- 2) Without front riggings
- 3) Battery capacity may change when adding power positioning systems.
- 4) Weight capacity is dictated by the selection of seating.
- 5) All measurements +/- 1/8" with 18" x 18" seat, fixed towers, 300 lbs. weight capacity and solid tires (add 3/8" with pneumatic tires). Widths may increase seat-to-floor height. Contact Customer Service for details. Listed measurements are in the lowest position; does not include elevating system unless specified.
- 6) Battery weight may vary +/- 3 lbs. based on manufacturer.
- 7) All Quantum Rehab® units can be ordered with specialty controls.
- 8) Call for availability
- 9) Seat-to-floor heights are measured with the unit unloaded. Due to the 4Front 2's suspension system, seat-to-floor heights are approximately 0.25" lower when the unit is loaded.



QUANTUM[®]
#1 FOR REHAB POWER

Standard Features


- 4-pole motors
- Smart Traction Control (STC)
- Superior, automotive-grade SRS (Smooth Ride Suspension)
- Unmatched driving performance and ride quality
- Advanced stability for smooth obstacle transitions
- Redesigned caster arms for improved durability and aesthetics and reduced weight
- QLNES controller
- Speeds up to 6.25 mph (10 km/h)
- LED front and rear fender lights
- Quiet ride technology

Options*


* See order form for complete list of options.

- TB4 Seating System with Anterior Tilt up to 30 degrees
- 10" of power adjustable safe seat elevation at speeds of up to 3.5 mph (5.6 km/h)
- Quantum backup camera
- Trilogy vent tray ⁸
- Compact vent tray ⁸
- TRU-Balance® 3 static and power positioning systems
- TB-Flex seating system
- Q-Captain's seat
- Q-Logic 3 EX or 3e electronics
- Specialty drive controls
- Stealth Products® iDrive®
- Stealth Products® Seating and Positioning
- Q-Back 2.0

Colors



Hydrographics



quantumrehab.ca

